


Achievements this week awarded to ...

Nana	Independently spelling her name and the names of the adults in her class
Gaia	Standing and holding onto the ladder back independently during personal care
Alhagie	Good listening to adults and great work in PE
Reyon	Fantastic communicating ‘more’ and ‘finished’ at lunchtimes
Raeya	Good listening and great thinking during our story this week
Gabriella	Asking for help when playing with a tech toy



School Diary Dates for Spring Term

15th January (10am-12pm or 5-7pm)
Zones of regulation Training by OT&SALT

22nd January (9.30-11.00am)
WIASS workshop for parents

12th February
Evaluated IEPs home

17th-21st February
HALF TERM holiday

FOG News

FOG meeting - 17th January 11am

Please pop along for a coffee and a biscuit. We will be planning our upcoming fundraising events and would love some help please. There are lots of jobs and many can be done from home (we really need help getting prizes for our quiz night).

Valentines Bingo - Thursday 13th Feb 3.30pm to 5.30pm.

It is a casual event and an opportunity to chat with other parents and carers. Siblings are very welcome. The event is free and there are lots of prizes to be won. Last year was a great success. If you can help on the afternoon please let us know by emailing fogevents147@gmail.com



In conjunction with WIASS we are pleased to invite you to a parent workshop on

Wednesday 22nd January
9.30 – 11.00am

You'll have an opportunity to have a coffee, refreshments, meet other parents and find out information about Education, Health and Care Plans (EHCPs), Annual Reviews and information about secondary transitions.

WIASS is a free service providing confidential and impartial information, advice and support to children and young people (aged 0-25) with special educational needs and/or disabilities and their parents. This service is available to all families who live in Wandsworth.

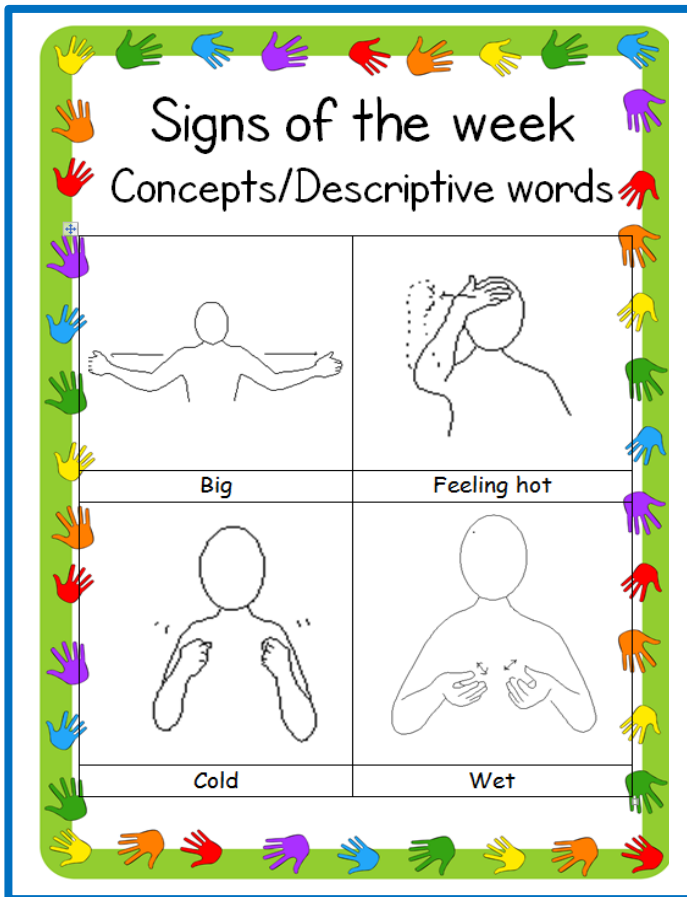
Curriculum theme for this half term

Our whole school curriculum theme for this half term is

Hidden Figures

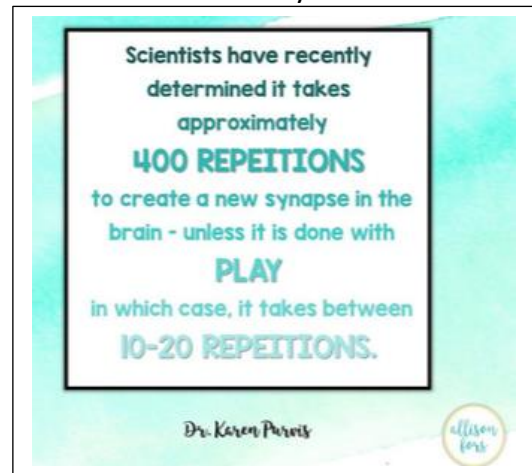
Please find information about what your child's class will be learning from the curriculum maps sent to you by your class teacher or on the website.

Signs of the Week



Thought/Meme of the Week

Although these figures relate to a typically developing person, it highlights how teaching the meaning of symbols and new vocabulary is best done in motivating activities. Using 'flashcards' and 'testing' does not teach someone how to use the words/symbols in real situations. It can also take longer, as it's not as motivating or reinforcing as play. It can end being a rote learnt activity.



DON'T FORGET...

our Zones of Regulation training running on the 15th January at 10am and then again at 5pm. Please let Hayley or Cheska know if you want to attend and which session.

Try a New Strategy



Cut out this symbol and use to reinforce the concept of needing and giving help.

Keep it close to hand and whenever you notice your child having difficulty with something (e.g. opening a packet, pulling up their trousers, picking up a toy) show them the symbol and say 'help' before giving support.

Don't worry if your child doesn't touch the symbol, or say the word. Just looking at it and seeing it used in context will help them learn.

Remember: if you want more symbols, contact your speech therapist to get your Boardmaker Online login details, so you can print more off.